



**MyHOME+**  
becomes even smarter



**bitacino**



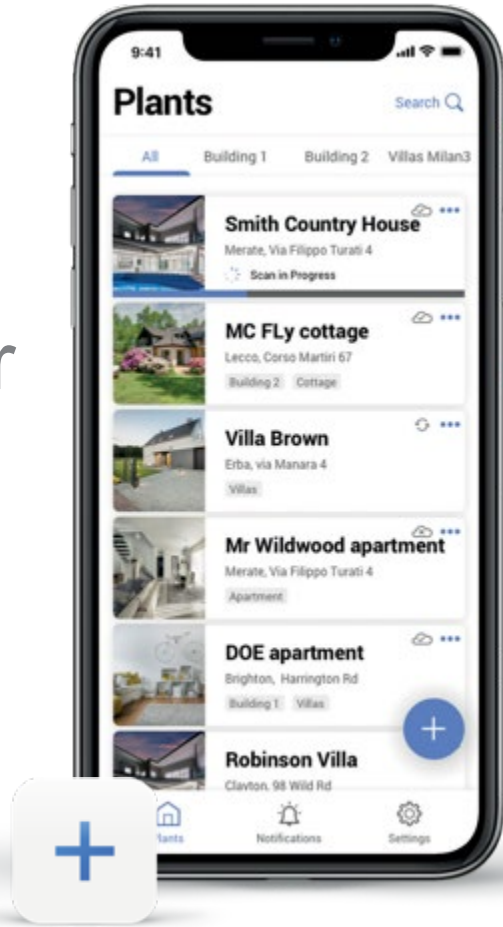
# To each his own App. To manage everything in the best way.

**MyHOME** system evolves with new solutions for design, configuration and management. An ecosystem of Apps for you and your customer to offer a **personalized, simple, more functional and smart experience.**

With all the advantages of the BUS system and with the same installation methods, you will have **greater flexibility, scalability and customization** of your projects. All this will allow you to satisfy your customers' needs professionally.

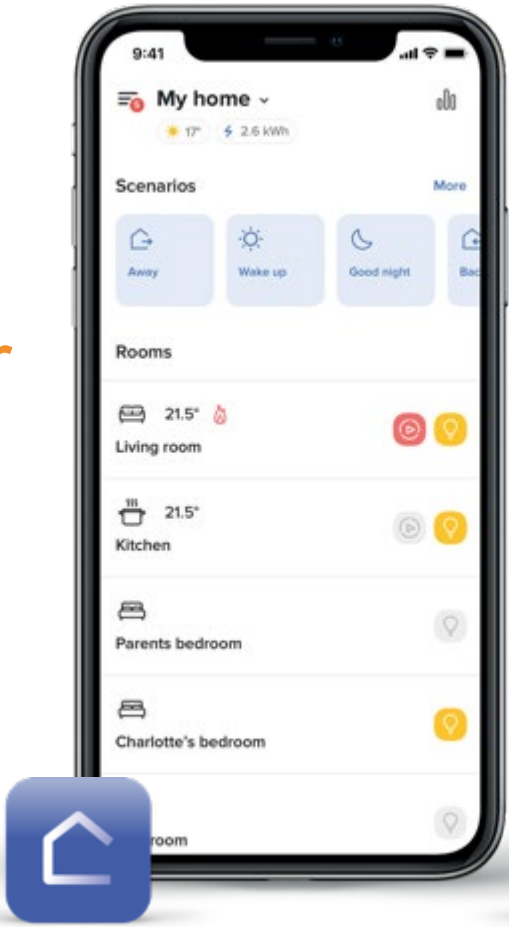


For the Installer



**Home + Project**  
Designs and configures  
the system

For the Customer



**Home + Control**  
Controls all the  
home comfort functions



**Home + Security**  
Controls the video  
door entry system  
and Netatmo products



Home + Project

The tool for your MyHOME installations.

Design and configure with amazing simplicity.



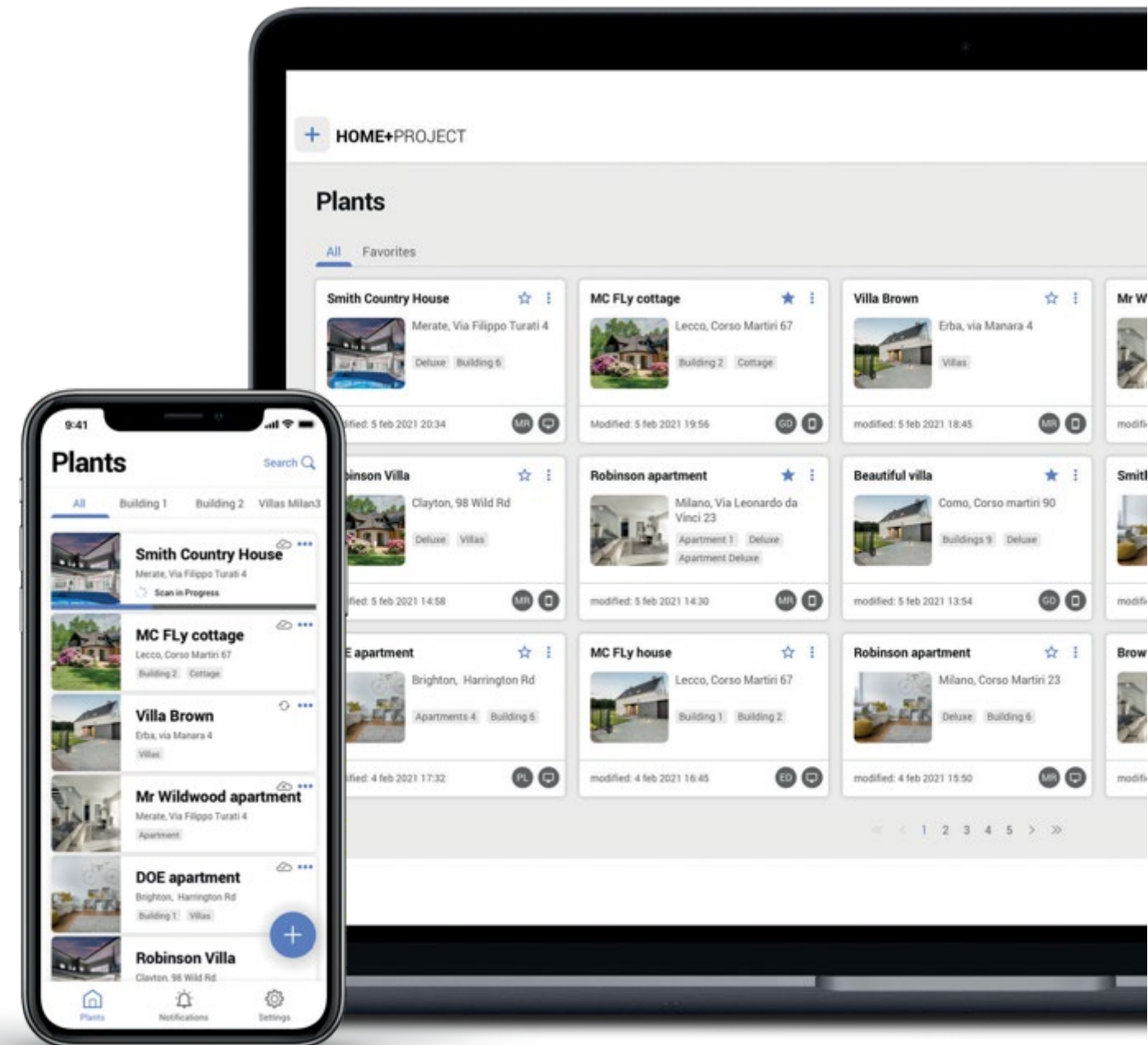
## A tool just for you.

- + **Unique tool** available in two versions to simplify your work: use the desktop version at your office and the mobile version on your smartphone or tablet on site;
- + **Save time** and easily replicate your projects with the Copy/Paste feature;
- + **Share your projects** with your co-workers;
- + Connect on site to the system to be configured **even without Internet network**;
- + **Deliver to your customer the plant** already working and ready to use;
- + Create an **always accessible database** of all your projects.

BTicino constantly updates the app to make it an increasingly simple, intuitive and complete configuration tool.

Discover the new features on the dedicated page:

<https://www.bticino.com/tools/app/home-project>






## Work the way you like: from Mobile or Desktop.

- 1** **Design the plant at the office or directly on site:**  
create the project with the list of rooms and the list of objects



**Benefits:** Copy/Paste, project repository, tag personalization, detail view of the project and individual rooms

- 2** **On-site configuration:**  
connect to the plant, associate devices and create scenarios



**Benefits:** server connection even without connectivity, manual or automatic scanning (push&learn functionality)

- 3** **Delivery of the plant to the customer**





**Benefits:** you save time and your customer finds the system already working on the App Home+Control






COPY AND PASTE

# Design and customize plants quickly.


Thanks to the convenient **Copy/Paste function** you don't have to create a new plant from scratch every time. You can copy a similar project and make only the changes necessary for customization. **This is very useful and saves you time**, especially when designing multi-apartment buildings or townhouses.

**Smith Country House**  

-  Duplicate structure and objects
-  Duplicate structure objects and configuration
-  Edit Plant details

Modi



**MC FLY cottage**




Lecco, Corso Mar

Building 2 Cottage

Modified: 5 feb 2021 19:56


**Robinson Villa**  



Clayton, 98 Wild Rd

Deluxe Villas

**Robinson apartment**



Milano, Via Leona  
Vinci 23

Apartment 1 Del  
Apartment Deluxe



TAG PERSONALIZATION AND SHARING

# Cluster, manage and share the projects easily.

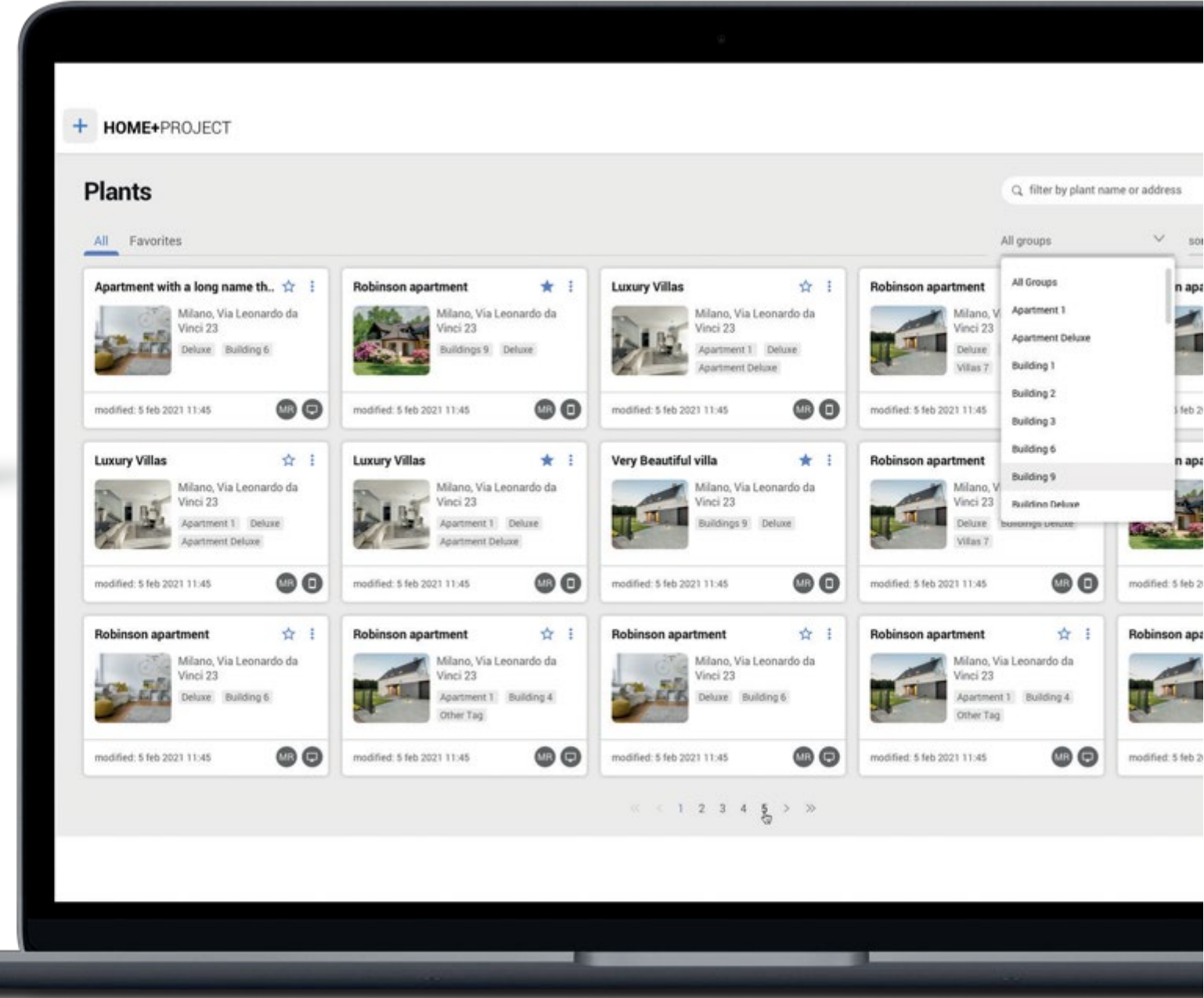
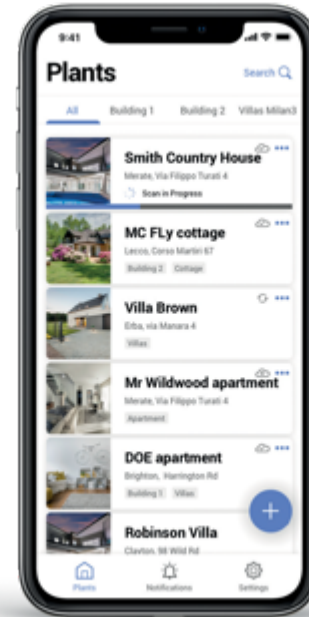
You can associate one or more TAGs or keywords to each project:

for example by type of house (villa or apartment), to identify the floor of an apartment, etc.

In this way you can cluster similar projects or filter only the configurations that interest you:

**managing your projects has never been so easy!**

In addition, you can manage your work even more efficiently by **sharing projects** with your co-workers.



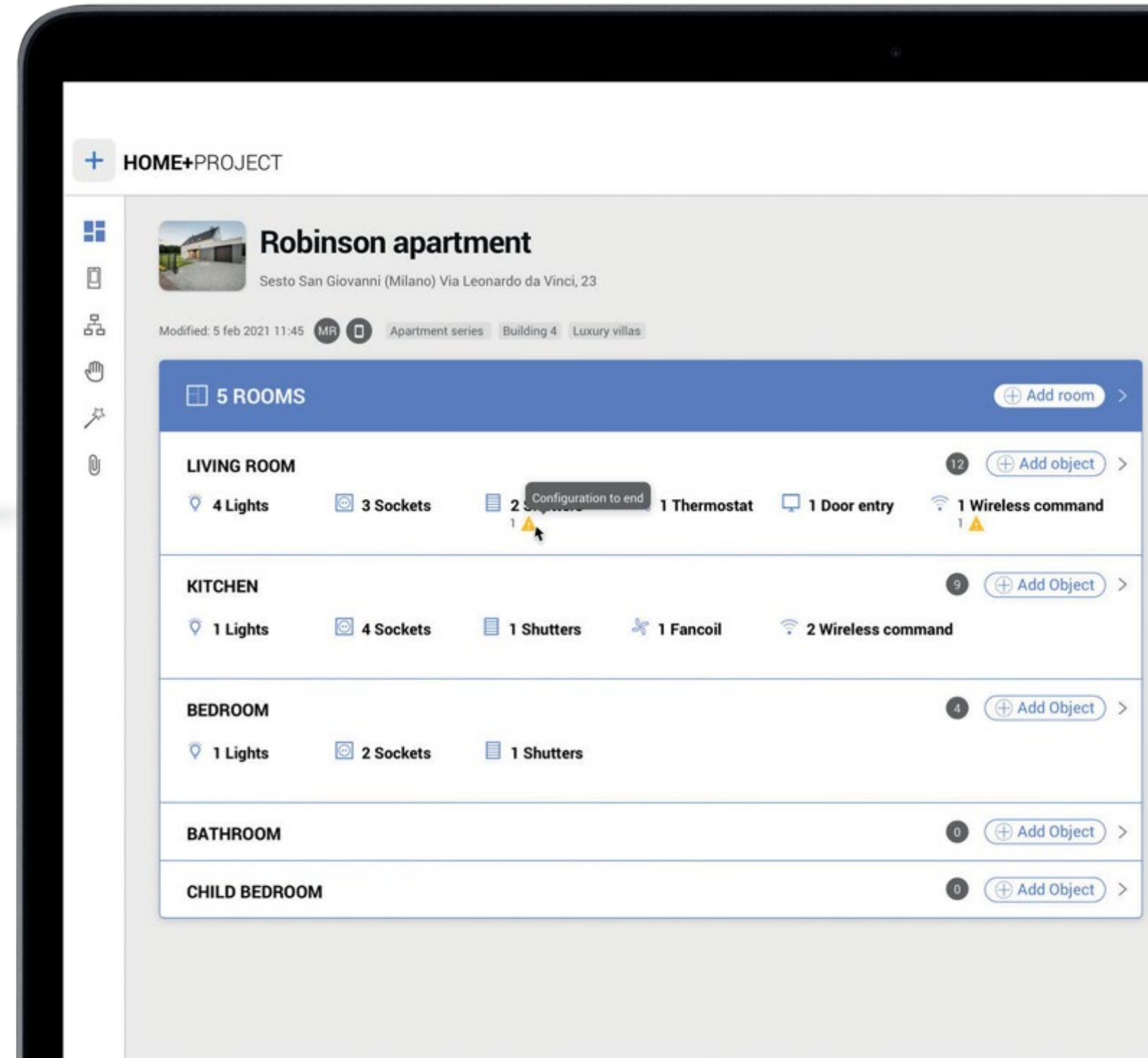
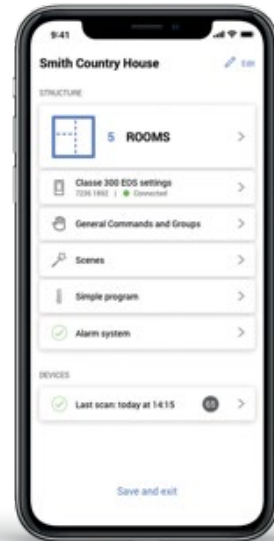




PROJECT VIEW

# All project information at a glance.

By selecting a single project you immediately access the complete view of the entire plant: number of rooms, installed devices, server settings, set scenarios etc. You can also **check the status of the system**, make changes (add and remove rooms and/or devices, etc.), as well as enter notes and useful documents.

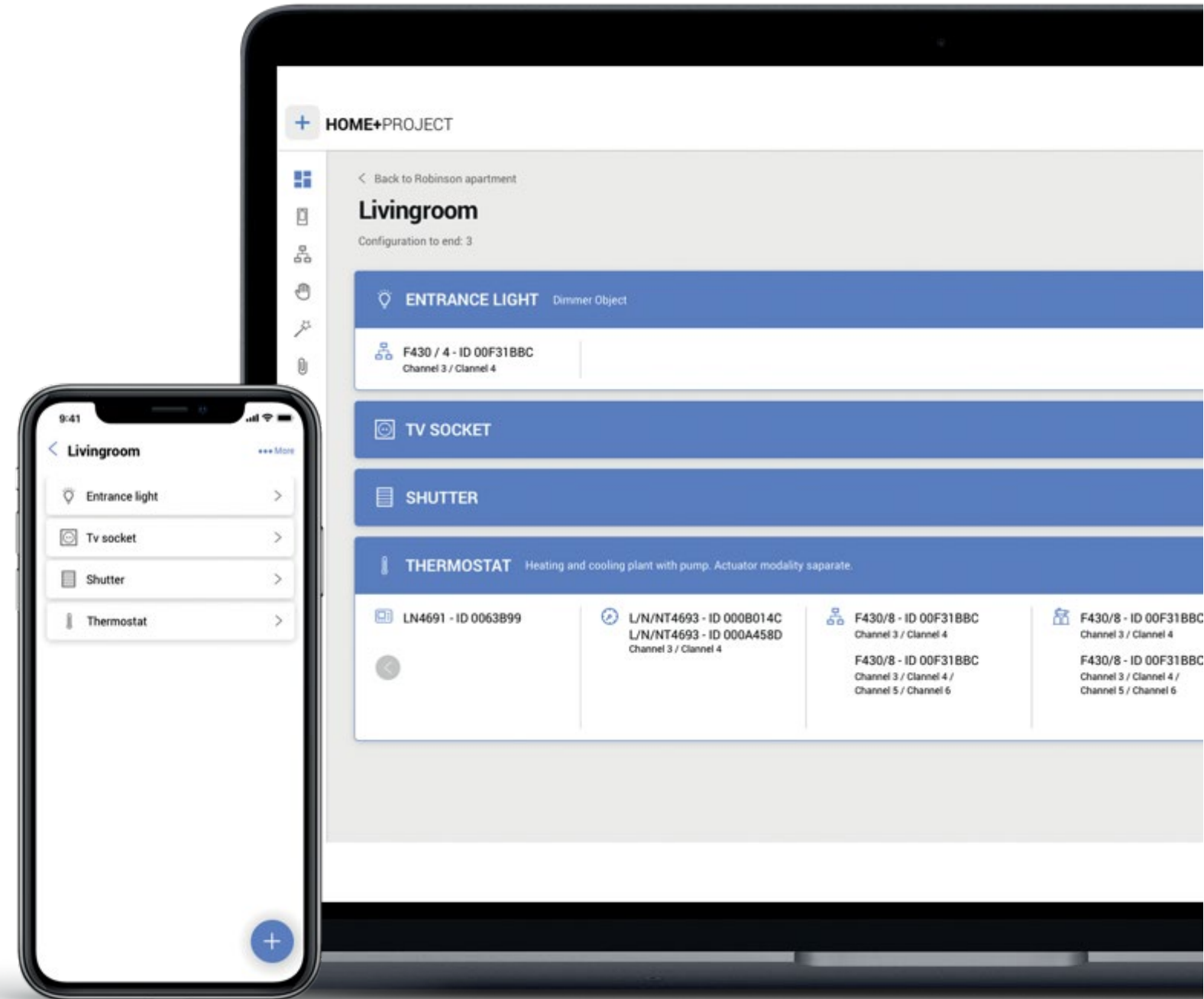




SINGLE ROOM VIEW

# All devices in detail.

Easily view and edit the detail of each single room: type, number and configuration status of each device.



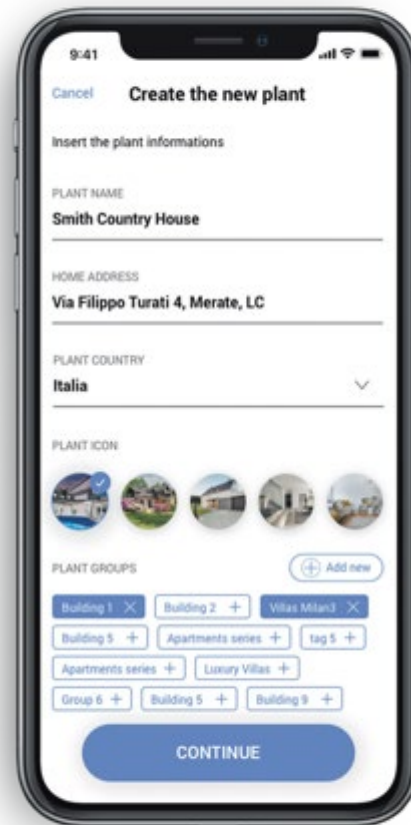
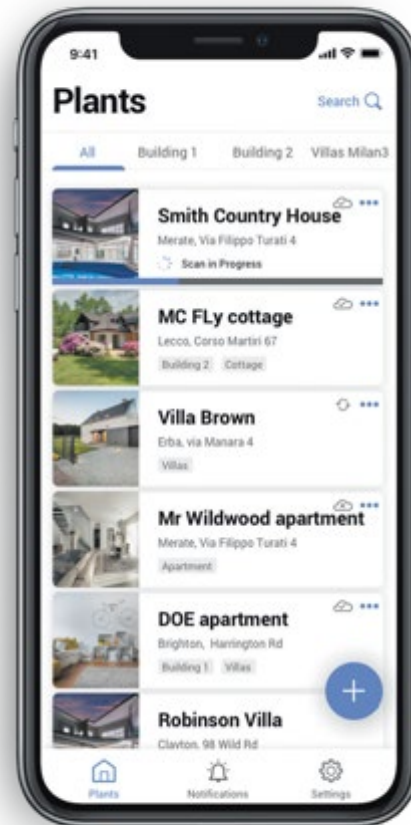


Home + Project

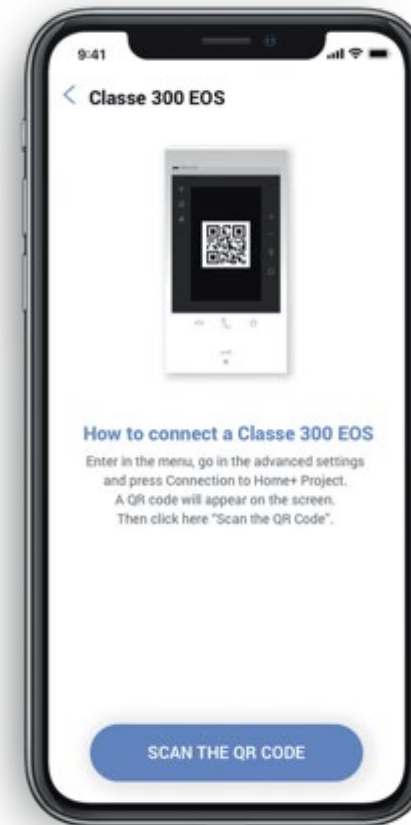
# Configure on site with the mobile version.



- + Select an existing project or create a new project



- + Connect H+PRO to the system via the server's local wifi (provided by the Classe 300EOS with Netatmo or via an access point) and start the system configuration process.

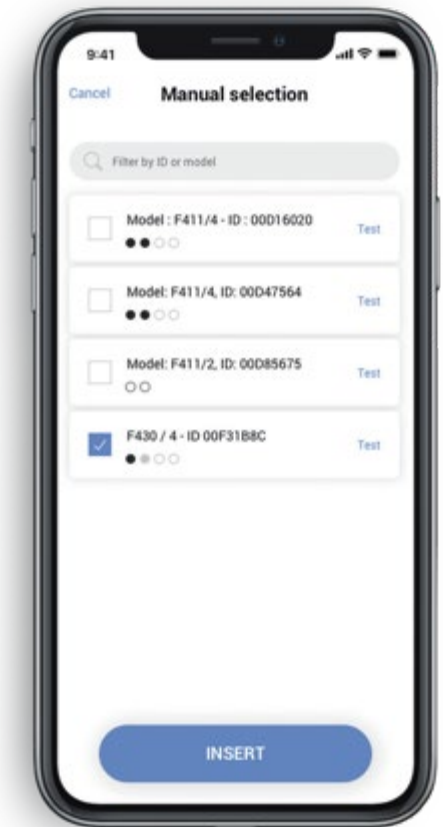
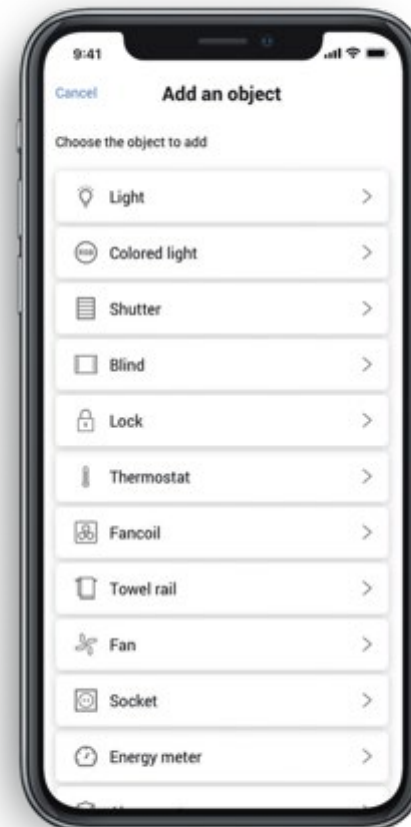
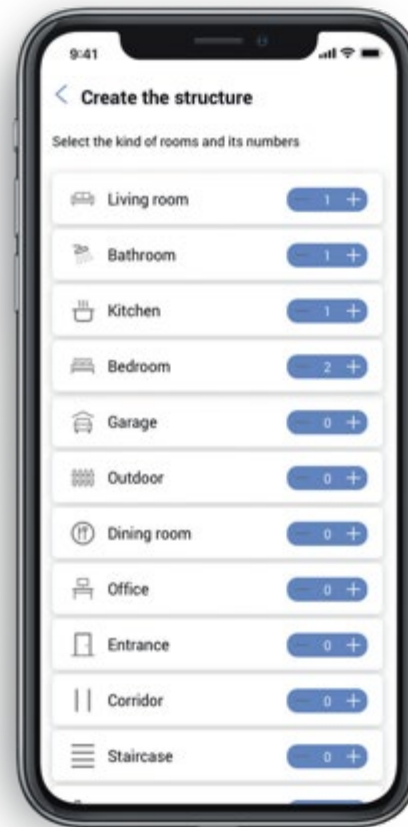




## Configure on site with the mobile version.

- + Create the list of rooms and add objects. If you have already designed in the office with the desktop version, you will already find rooms and objects and you can modify them if necessary

- + Association of actuators and commands



### Benefits:

- + Clear information on the current phase and progress of the configuration process
- + Details of products already configured and products yet to be configured





DELIVERY

# Leave the plant already working to your customer.

Once the configuration is complete, the system is ready. All your customer has to do is download the Home+Control and Home+Security Apps to start managing easily and smartly their home!

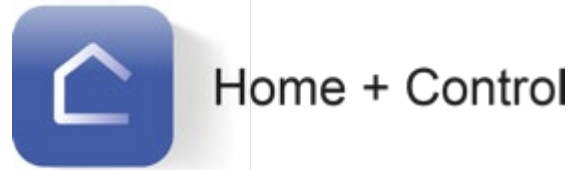




Home + Control

The App for your Customers.

To manage the house in a simple and intuitive way.



# The App to manage your home in a simple and intuitive way.


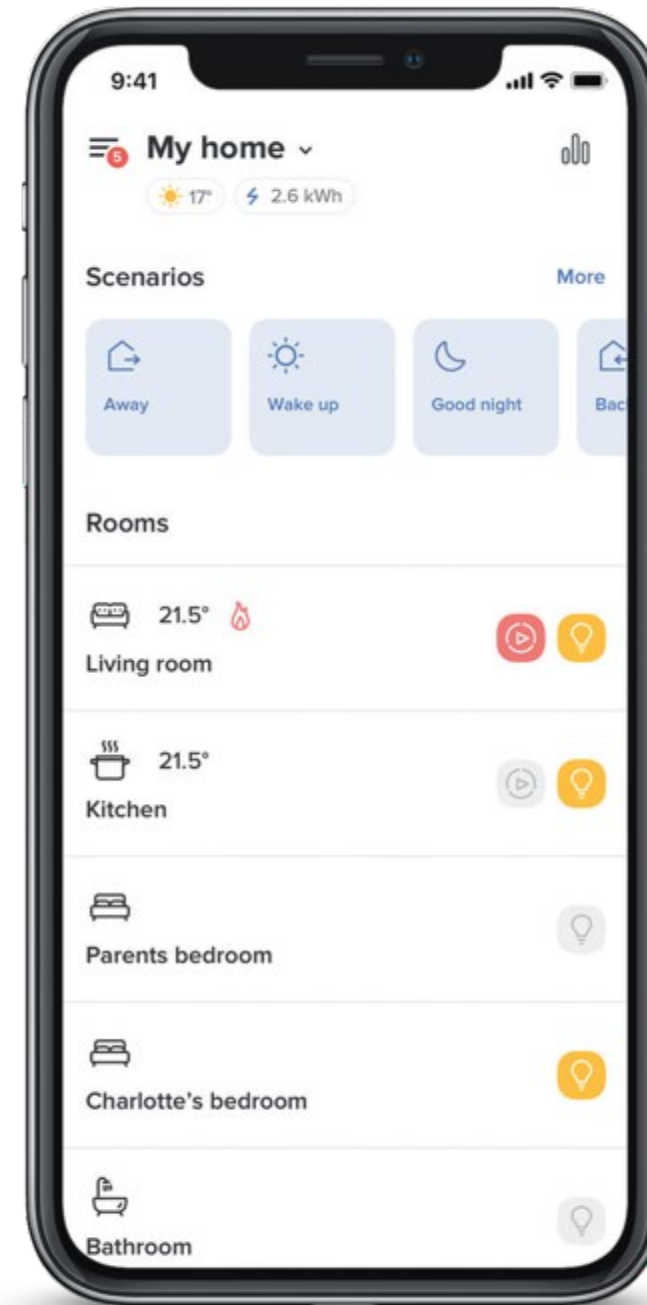
A **single App** to manage lights, shutters, energy and temperature control. It makes it easy to supervise all the functions of the system inside and outside the house.

**Replaces the MyHOME\_Up APP and is compatible with all existing MyHOME systems.**

Find out how to switch to the Home+Control App in case of existing MyHOME\_Up system <https://help.bticino.com/myhomeevolution>

- + **Simpler navigation and interface:** the customer is autonomous in the management and customization of their home system;
- + **Simplified customisations management:** *creating scenarios has never been so fast*

**The intuitive home page provides all the information about your home system**







## Home + Control

Through the App it is possible to:

- + **Display and control the status of lights automations and loads** connected to the sockets
- + **Adjust the temperature** and create dedicated programs
- + Check the **home consumption**
- + **Receive notifications** about the system status
- + **Define the load priority** for the anti-black-out prevention
- + Create, **customize, manage scenarios and schedules**

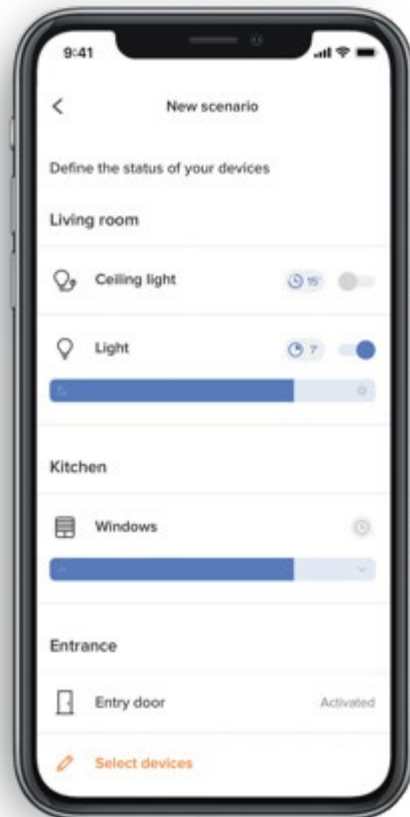




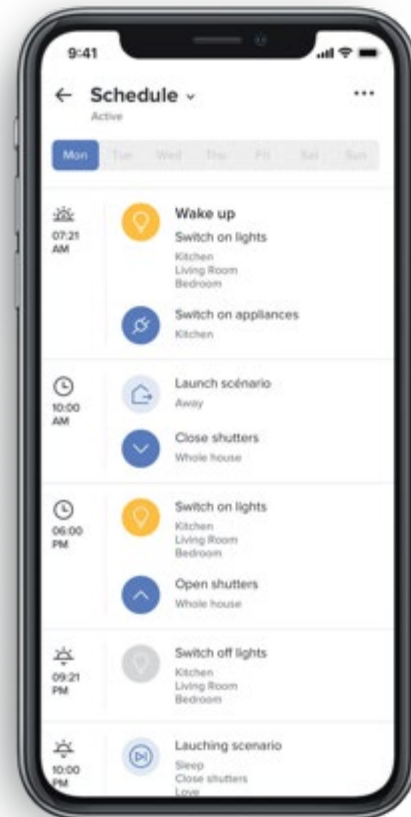


Home + Control

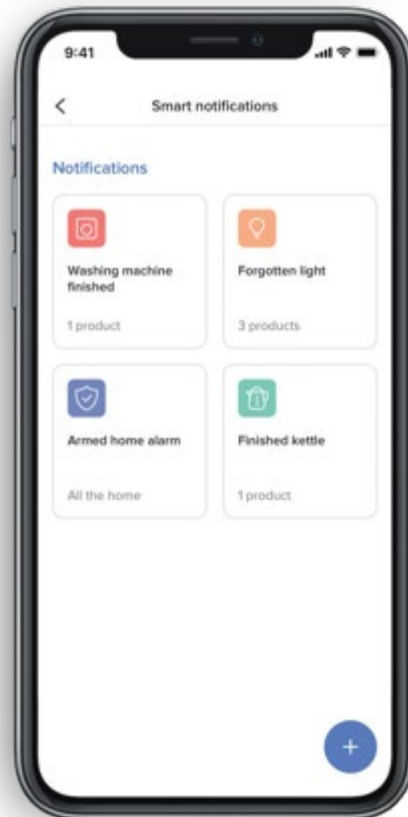
# Simplified customisation management.



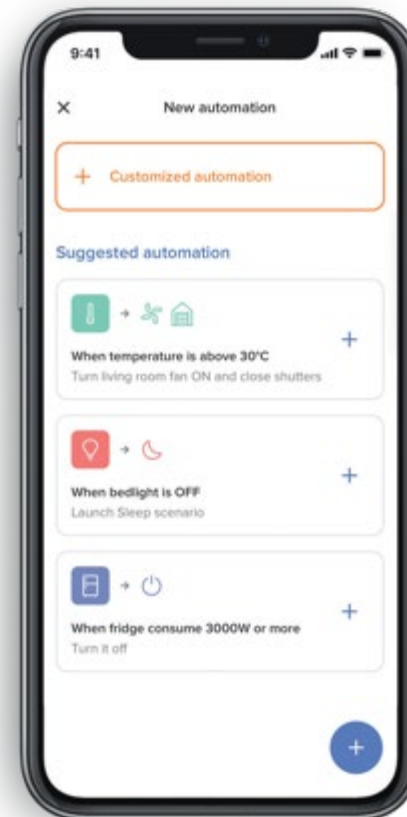
**Scenarios**  
Max 50



**Schedules**  
Max 60



**Smart notification**  
Max 20



**Automations**

## SCENARIOS

Simplify the management of your home. From the most common In/Out or Day/Night scenarios, to customised scenarios that can include also the alarm system and music players

## SCHEDULINGS

Program actions according to day or hour (e.g.: raise the shutters at 7.30 am on week days and at 9.30 am on weekends).

## SMART NOTIFICATIONS

Receive notifications for relevant events (e.g.: if the light stays on for more than a certain period of time, if the refrigerator power trips).

## AUTOMATIONS

Customize home management based on specific events (e.g.: weather conditions).

**NOTE:** PUSH and EMAIL notifications set up with MyHOME\_Up will still work after switching to Home+Control.



Home + Security

The App for your Customers.

To manage the video door entry system and security products.

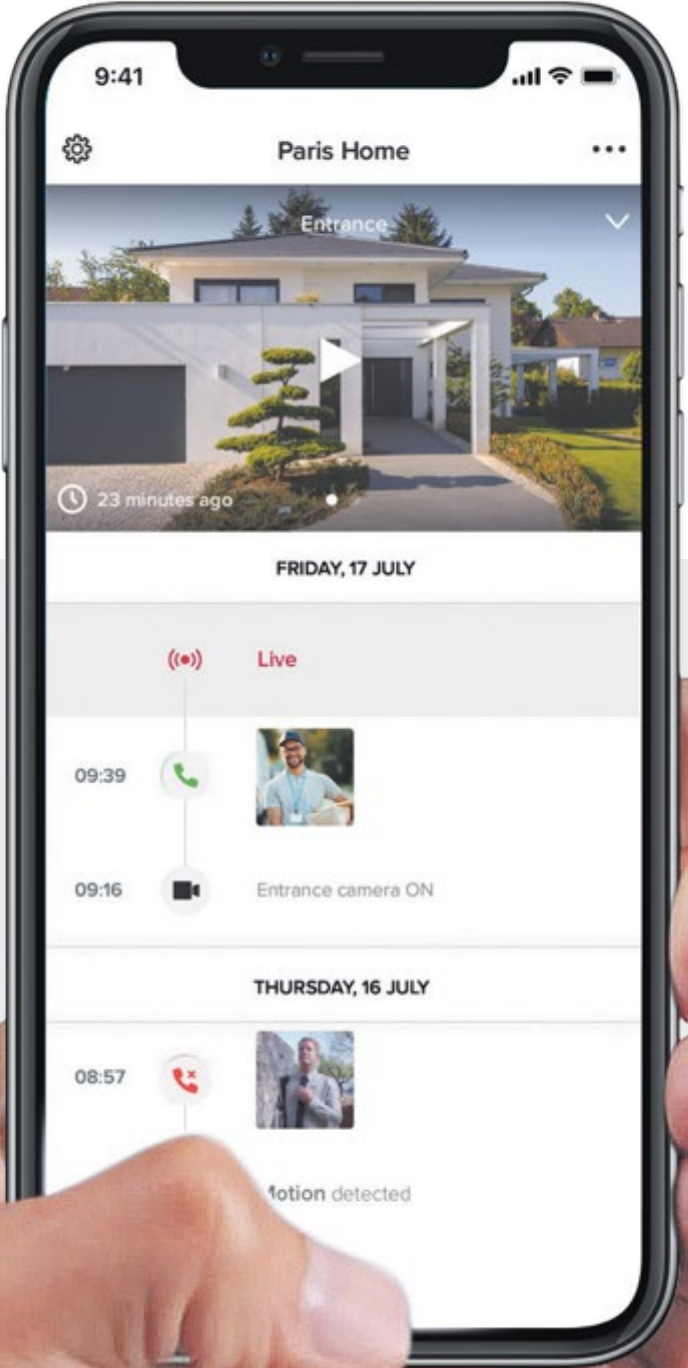


Home + Security

# The best App for a safe home.

Alerts and notifications for incoming calls, motion and people detection, event information and door lock management with a **simple interface**.

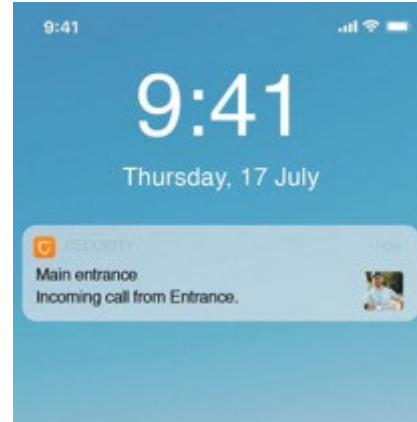
**A single App with an intuitive home page.** It allows you to answer video door entry calls, activate the door lock and view images from Netatmo smart outdoor and indoor cameras.





# Home + Security

With the app it is possible to manage various functions:



Receive notification when someone is calling



Answer comfortably from home sofa




Switch on the light in the garden



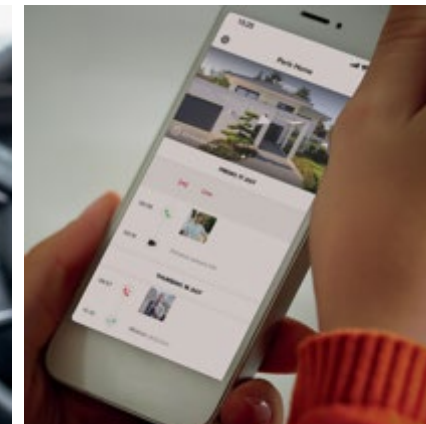
Call home directly



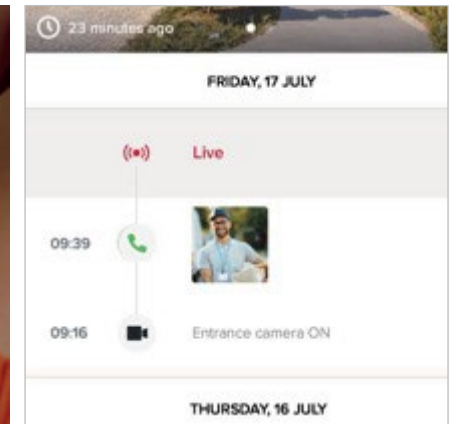
Answer the call when you are out and from anywhere in the world



Open the home gate when you do not have your radio control



See what is happening outside your house



Answering system messages and event timeline



Home + Security

# Netatmo solutions natively integrated in the App.

Solutions for a smart and complete protection of your home: security cameras, alarms, opening sensors, smoke detector... **Leave your home without worries!**

All this is possible thanks to the **native integration with Netatmo smart security devices.**



Smart Outdoor Camera



Smart Outdoor Camera with Siren



Smart Indoor Camera



Smart Door and Window Sensor



Smart Video Doorbell



Smart Indoor Siren



Smart Smoke Alarm




Smart Carbon Monoxide Alarm





Free to choose the server you prefer.

Classe 300EOS with Netatmo or DIN server item F460.  
Whatever your choice, your habits don't change.



# Create MyHOME systems as you have always done.

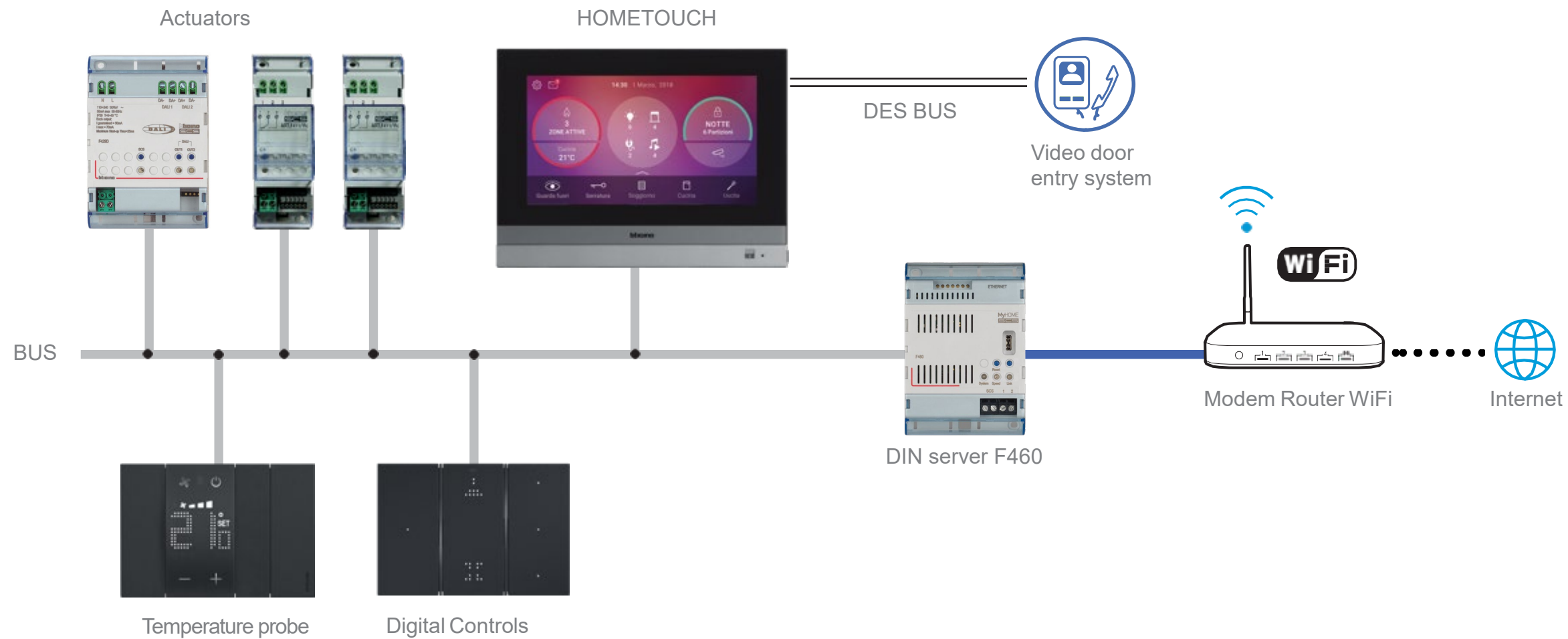
## New DIN server item F460.

The standard MyHOME server for DIN electric panel which allows remote configuration and management of the system. It replaces the current MYHOMEServer1 server web.

*Choose it in case of new installations without the video door entry function or when this function is provided but not with the advanced Classe 300EOS with Netatmo. **Don't change your habits!***

Already installed MyHOMEServer1 are compatible with the new APP Home+Control. The user can switch autonomously from MyHOME\_Up to the new Home+Control following a few steps available here: [help.bticino.com/myhomeevolution](https://help.bticino.com/myhomeevolution)  
If the firmware version is earlier than 2.32.9 it is necessary to upgrade following the guided procedure from MyHome\_Up app.

# MyHOME system with DIN device item F460 as server and HOMETOUCH used as video door entry internal unit.



### APP FOR THE INSTALLER

- + Home + Project

### APP FOR THE CUSTOMER

- Home + Control
- Home + Security





## The new MyHOME installation server.

Create MyHOME systems as you have always done.

The first video door entry internal unit with built-in Alexa voice assistant which also works as a server for the MyHOME system.

***Choose it in case of new installations in which the video door entry system is planned: easy, flexible and cost-saving!***

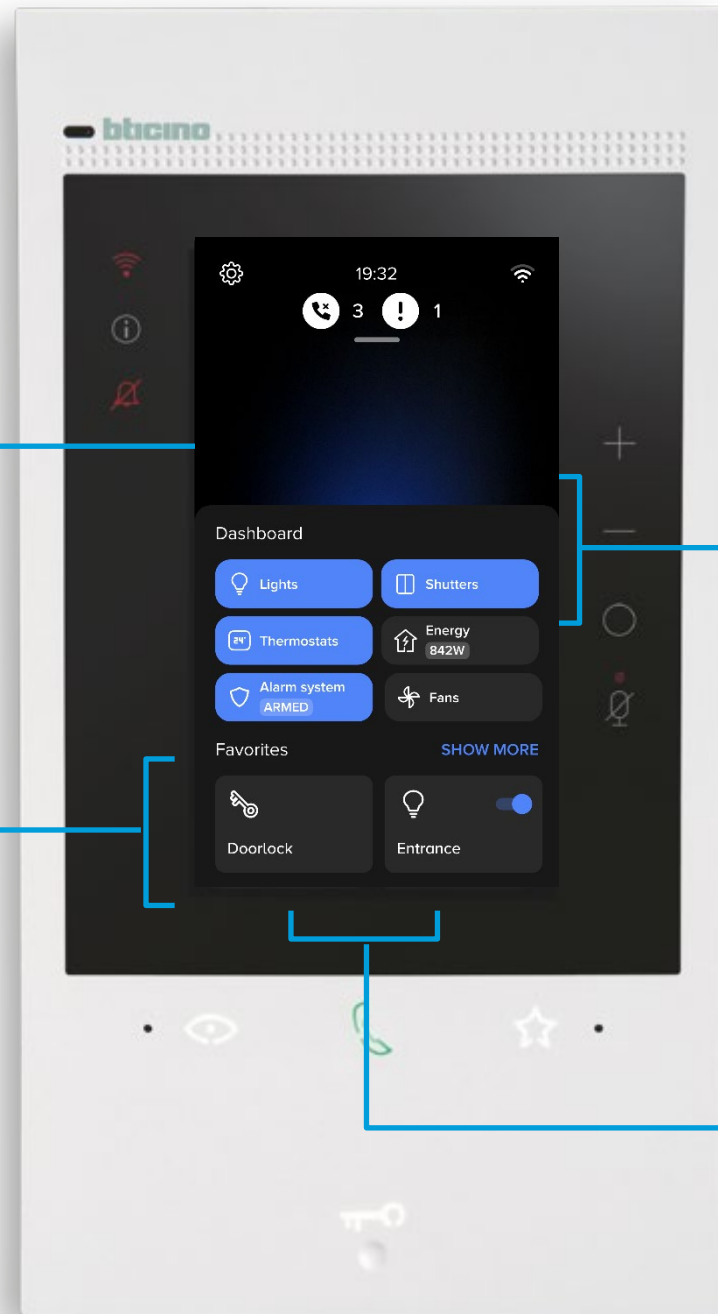


INTERFACE

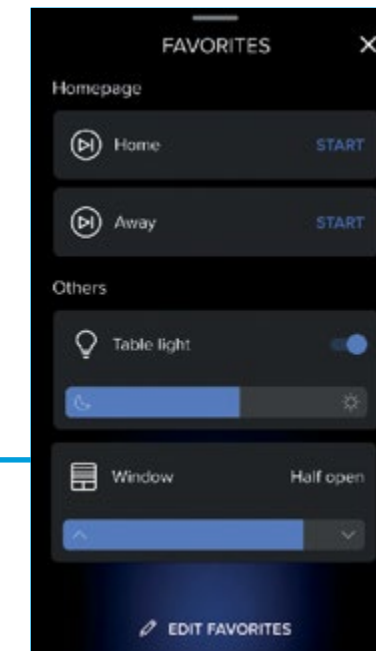
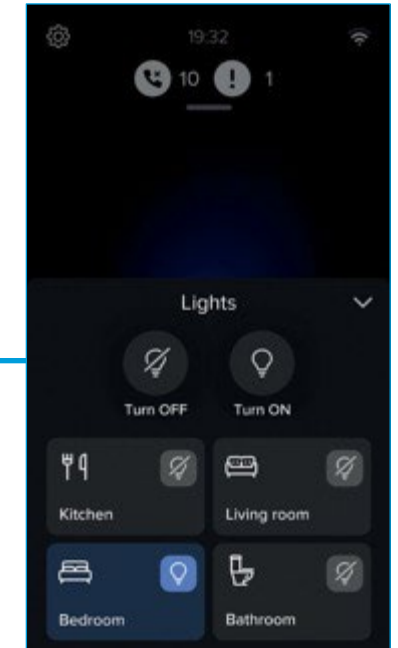
# Classe 300EOS with Netatmo

**Homepage**  
View the latest notifications and an instant overview of your home status

**Quick actions**  
Choose 2 functions that can be activated with a single tap



**Home management**  
Select the single function for details: manage it easily with general and room controls

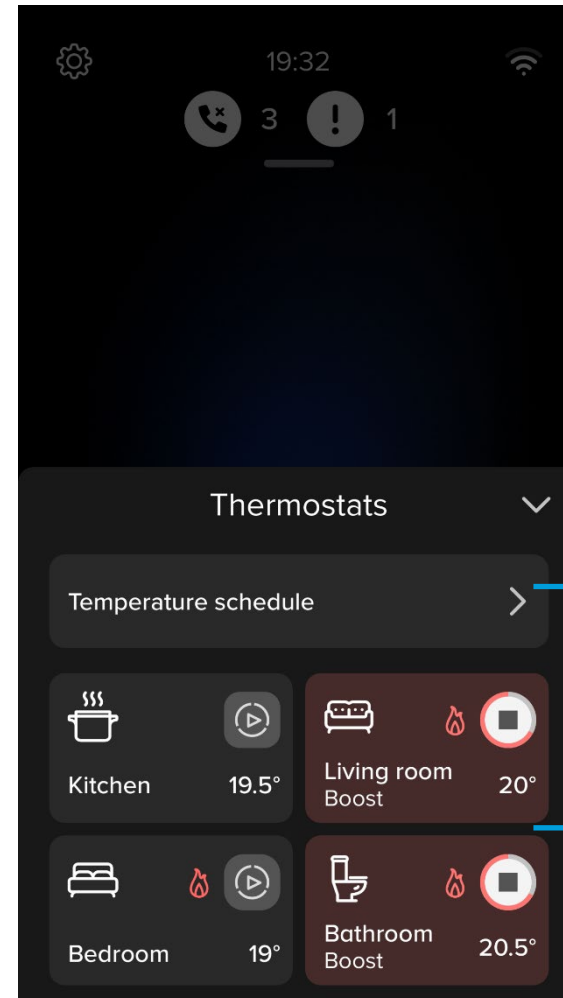
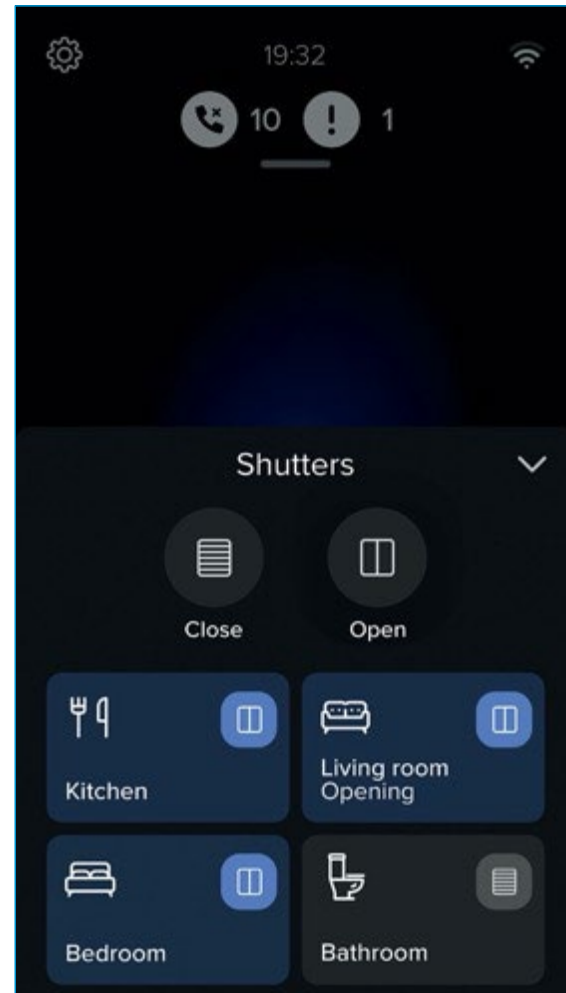


**Favourites**  
"Show more": customize and manage individual objects and scenarios that you use frequently.

# Some examples

## Shutters

Use the general and room controls for a quick management of your home

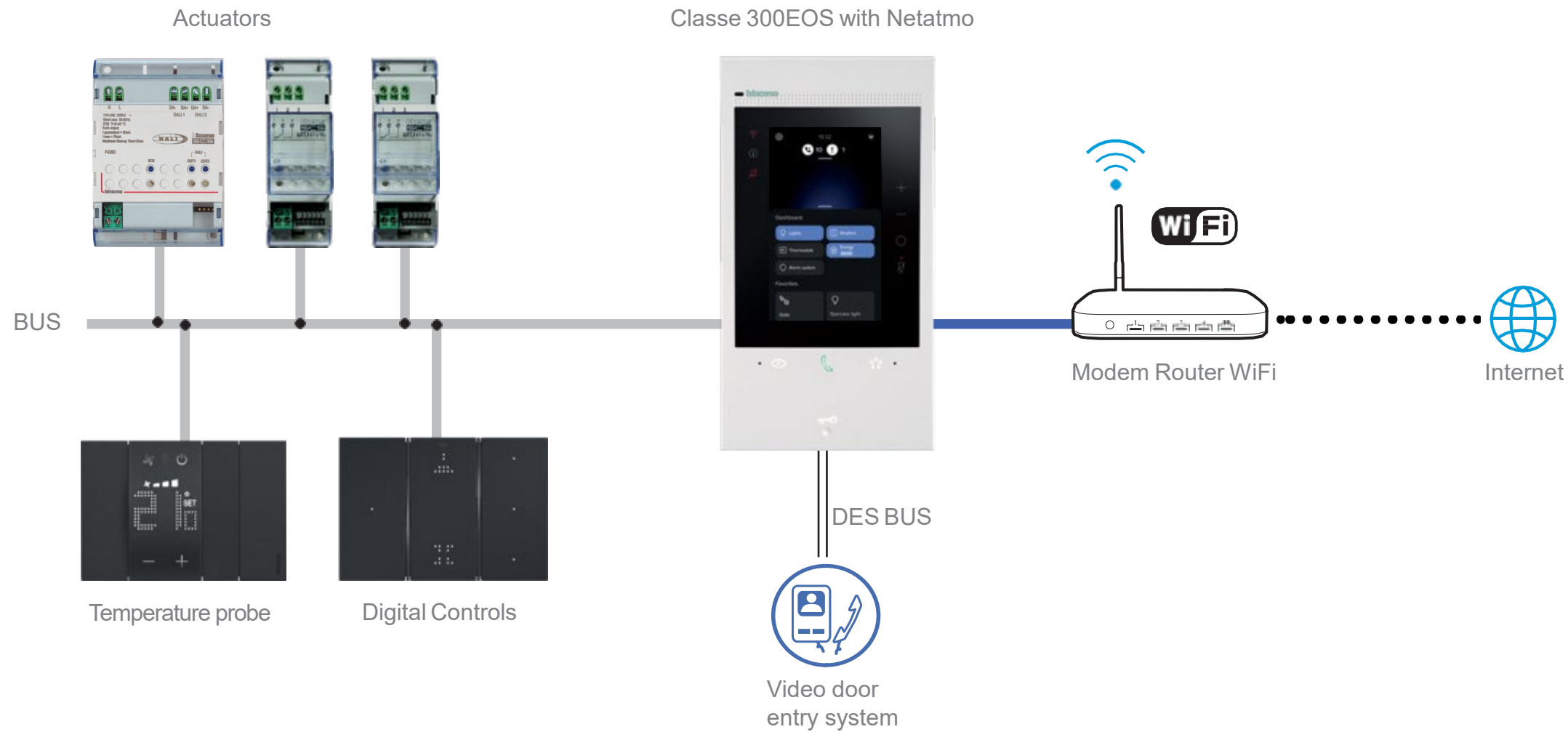


Access the menu to set up the simple program

- You can see for each thermostat:
- Name and room in which it is located
  - Measured temperature
  - Status and duration of Boost function
  - Heating/cooling icon in the rooms that are following that schedule

Return to the weekly planning with a simple touch.

# MyHOME system with Classe 300EOS with Netatmo also used as a server.



## APP FOR THE INSTALLER

+ Home + Project

## APP FOR THE CUSTOMER

Home + Control

Home + Security

# The MyHOME ecosystem integrates with:



Third-party sound broadcasting\*



Philips Hue and LIFX lights\*



Smart Security Netatmo



Home + Control



Home + Security

\* These integrations are managed by Home + Project through the scenarios.



# MyHOME+


becomes even smarter



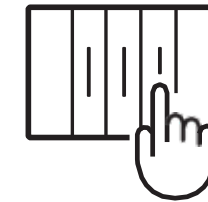
VOICE  
CONTROL



SMARTPHONE  
CONTROL



CENTRALIZED  
CONTROL



LOCAL  
CONTROL

**b**ticino